Product Description

1、No cutting line or welding, space-saving design.
2、Insert the 24 P3 ATX connector from the 4 P3 Molex connector and the auxiliary into the unit,Use the Molex connector to turn on another ATX power supply.
3、When you are running two or more power supplies, you do not have to manually start the other power supply.
Plug and play, no heat, sturdy PC board.
4、Motherboard power supply output big 4p interface.
5、The deputy power 24p motherboard power supply interface.

Product Picture




HUI KE
HK19F-DC 12V-SHG
1A 125V AC
5A 30V DC
J2
POW2
R2
LED2
R1
LED1
CN3


QC
PASSED